

Village of Orland Hills



Newsletter from the Village of Orland Hills

Winter 2011

How Is It Looking In Orland Hills?



Mayor Kyle R. Hastings



Vehicle Sticker Contest

*50th Anniversary
Celebration*

The Village is doing well. We are not in a financial position, which would allow us to spend freely, however, our revenue streams are sound and our expense control measures have helped us to weather the financial crisis. Since 2001, we have been carefully watching the financial trends. Since then, we have only hired "essential" people for full time positions in the Village. These have primarily been police officers, in order to maintain man power levels.

All positions, which have been vacated, have been re-evaluated and replacements have not been hired, wherever possible, to control expenses. All purchases requested by Department Heads have been scrutinized and reduced to strictly "essential" purchases. This critical control effort, employed for the last ten years, has enabled our continued success, during difficult times; and will continue for some time, yet to come.

While our general revenue streams have decreased over the last ten years, our redesign of operations has made it possible to maintain services to the residents. During this same period, the property tax rate, for the Village portion, has been reduced by more than 30%.

Good things are on the horizon, however. Sports Authority is planning on opening in August 2011. This operation will help to provide some of the lost revenue to the Village. New census figures will be formalized in the next few months. With our 5.5% growth in population (2010 Census = 7,149) we should realize a slight increase in certain revenue from the State.

We have been fortunate to receive transportation grants, which made certain infrastructure improvements possible. The Walking Paths were upgraded, 167th Street resurfaced and 89th Court reconstructed. In April or May 2011, 88th Avenue resurfacing work (the long awaited repairs) should begin. This improvement is possible only through the Intergovernmental Cooperation of Orland Park and Orland Hills, and the support of the Southwest Conference of Mayors.

OrlandHills residents should be very proud of all of the accomplishments achieved and improvements made to our community over the past many years. Strong leadership, insight and relationship building efforts have contributed to the benefit of our community and the region.

As your Mayor, I will continue to provide the best level of service possible to you, the residents. I will continue the goal of reducing dependence on property tax. I will continue our efforts to provide the best recreational opportunities for our children and young adults. Together we have achieved much, and we will continue the same efforts into the future. A terrific line-up of events is planned for our 50th Anniversary, this year. Watch for the information on events for June 24-26, you definitely want to be a part of this one !!!

Good News For All Of You Who Travel 88th Avenue

IDOT has awarded the contract to D Construction for the resurfacing on 88th Avenue. This project is scheduled to begin on or about May 15, 2011.

What Is A Controlled Burn In The Wetlands?

Mayor Kyle Hastings has scheduled a controlled burn for the Wetlands of Orland Hills during the spring.

The Village of Orland Hills is maintaining the natural areas of Lake Lorin, south of Meadowview Drive and east of Haven Avenue, with plant communities native to the region.

Controlled burning is an important tool for restoring native plant communities in the Midwest. Fire inhibits the growth of low quality, invasive weeds while it stimulates the growth of quality native plants.

Although the burned areas may appear unsightly for a short time following the burn, vegetation will return quickly in the spring.

The dates during the spring will be in March-April 2011. The completion of the burn is anticipated to take one day and scheduling is dependent on site and weather conditions. One of our engineering firms by the name of Christopher B. Burke Engineering will conduct the controlled burn as part of our wetland management program.

We Need You!

Looking For Volunteers For The 50th Anniversary Celebration Weekend

As you all know, the Village is holding a huge anniversary celebration the weekend of June 24th thru the 26th at Kelly Park. This is our first time holding an event this large and we need to come together as a community to form the backbone of this important event.

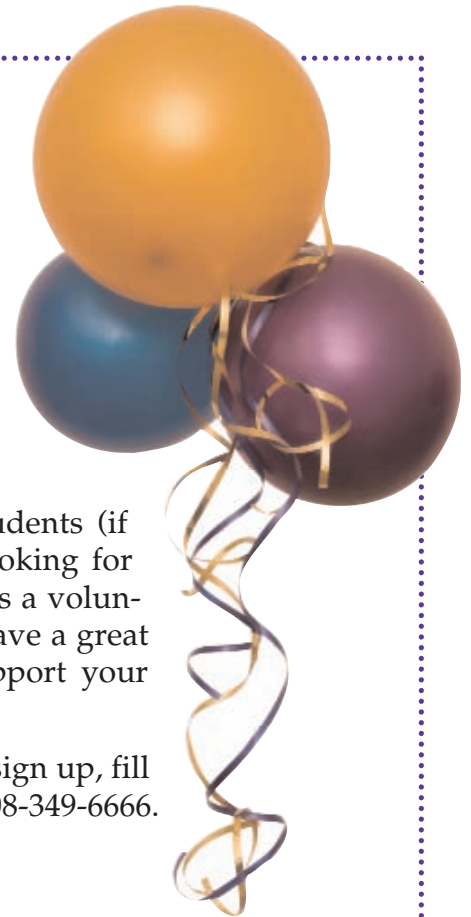
The perfect volunteer is you! Volunteers can be anybody from students (if you're looking for community service hours) to retirees who are looking for something to do or anyone in between. While you do not get paid as a volunteer, you get the opportunity to meet new and exciting people and have a great time. But, most of all, you will receive satisfaction of helping support your Village.

If you would like to inquire about being a volunteer or would like to sign up, fill out the form below and mail it in, or call Karen at the Village Hall at 708-349-6666. Go to www.orlandhills50.org

Name: _____

Phone: _____

Email address: _____



Winter Snow Storm – February 2011

This was one for the BOOKS !!! Nothing can be said better than this wonderful collage of pictures. The wonder of the snow and how it brought the best out in so many fine residents, helping each other, as neighbors should.



ComEd Storm Follow Up

The blizzard of 2011 that swept through northern Illinois severely impacted ComEd's electric system. However, ComEd did not show any "all out" outage tickets in our community.

If you are experiencing an outage, related to a storm or not, please call 1-800-Edison1 to report it or you can link on to their website at <https://www.comed.com/sites/customer-service/Pages/StormRestorationProcess.aspx>



The snow was all the way up to the middle of this screen door. Had to go out the window and shovel before we could use the door!

Dial-A-Ride Program:

Need a ride? Dial a ride! Our bus driver will pick you up and take you where you need to go. You must request service 24 hours in advance.

- The Village does not take voice mail appointments.
- Limit of 2 shopping bags per person.
- Be on time for your appointment.
- Appointment for 1 place only.
- When cancelling a ride, make sure you give an ample amount of time.

Call 349-0583 to schedule your pick-up! If you have any questions regarding this wonderful program, please call the Village for additional information and guidelines.



Tornado Safety Tips

It's important to know the difference between a tornado watch and a tornado warning. A tornado watch means that atmospheric conditions are such that a tornado could develop. A tornado warning means that an actual tornado has been sighted in the area.

- When the sky looks threatening, tune in an AM radio station, such as WMAQ-670, WGN-720 or WBBM-780 and listen for emergency weather information.
- Listen for the Orland Park outdoor warning siren system. An actual tornado warning is a three to five-minute steady blast. This means that a tornado has been sighted in the area, and you should take cover immediately. The Village of Orland Park outdoor warning siren system is tested on the first Tuesday of each month at approximately 10:30 a.m. with one minute steady, one minute silence and one minute steady.
- If at home, stay away from windows, outside walls and exterior doors. If possible, go to a basement. If not, go to a small room, such as a closet or bathroom, in the center of a home on the lowest level.
- If in a school, stay away from windows and gymnasiums or other areas with wide roofs that could easily collapse.
- If in a shopping center or large building, look for a pre-designated shelter or go to a middle hallway on the lowest floor, staying away from skylights.
- If you are in a car, leave it and find shelter. If none is found, lie flat in the nearest ditch, ravine or culvert, and cover your head with your hands.

A Reminder Regarding Vehicle Stickers

2011-2012 vehicle stickers are due on all vehicles by July 15, 2011. Post cards will be mailed out approximately end of May or the first week of June. PLEASE bring your post cards with you along with any changes. As always, the Village Hall located at 16033 S. 94th Avenue will have extended hours for your convenience. Please check our website at www.orlandhills.org for more information.

Vehicle stickers... \$15.00

Truck "B" Plates... \$25.00

Seniors (65+) may purchase one discounted passenger vehicle sticker for \$0.99.

LATE FEES APPLY JULY 16TH – NO EXCEPTIONS!!

HELPFUL HINTS:

- CHECK POST CARD TO SEE IF ALL INFORMATION IS CORRECT LIKE PLATE #, YEAR, MAKE, MODEL, VIN # AND COLOR
- IF YOU GOT RID OF THAT CAR, AND NOW HAVE A DIFFERENT ONE, THEN MARK ALL CHANGES ON THAT SAME POST CARD
- DON'T FORGET THE NEW VIN # ON THE BOTTOM OF POST CARD
- BRING THE POST CARD WITH YOU
- IF YOU DON'T BRING THE POST CARD, BRING ALL INFORMATION ON THE VEHICLE AND FILL OUT THE FORMS PROVIDED HERE AT THE VILLAGE HALL. IF PAYING BY CHECK HAVE CHECK MADE OUT TO THE VILLAGE OF ORLAND HILLS
- BRING POST CARD WITH YOU!!

Keys To Good Pruning

1. Prune early in the life of the tree so pruning wounds are small and growth goes where you want it.
2. Begin your visual inspection at the top of the tree and work downward.
3. Identify the best leader and lateral branches before you begin pruning to remove defective parts before pruning for form.
4. Don't worry about protecting pruning cuts. For aesthetics, you may feel better painting larger wounds with neutral color tree paint, but the evidence is that it does not prevent or reduce decay.
5. Keep your tools sharp. One hand pruning shears with curved blades works best on young trees.
6. Make safety a number one priority. For high branches use a pole pruner that has a saw and shears on the same tool. A major job on a big tree should be done by a professional arborist.
7. When you prune back to the trunk or a larger limb, branches too small to have formed a collar (swollen area at base) should be cut loose. Prune larger limbs by cutting just outside the branch ridge and collar and at a slight down and outward angle.
8. When simply shortening a small branch, make the cut at a lateral bud or another lateral branch. Favor a bud that will produce a branch that will grow in a desired direction (usually outward). The cut should be sharp and clean, and made at a slight angle about ¼ inch beyond the bud.



When To Prune

Winter: Pruning during dormancy is the most common practice. It results in vigorous burst of new growth in the spring and should be used if that is the desired effect. It is usually best to wait until the coldest part of winter has passed. Some species, such as maple, walnuts and birches, may "bleed" when the sap begins to flow. This is not harmful and will cease when the tree leafs out.

Summer: To direct the growth by slowing the branches you don't want; or to slow or "dwarf" the development of a tree or branch, pruning should be done soon after seasonal growth is complete. The reason for the slowing effect is that you reduce the total leaf surface, thereby reducing the amount of food manufactured and sent to the roots for their development and next year's growth of the crown.

Fall: Because decay fungi spread their spores profusely in the fall and healing of wounds seems to be slower on fall cuts, this is a good time to leave your pruning tools in storage.

Flowering Trees: If your purpose for pruning is to enhance flowering:

1. For trees or shrubs that bloom in summer or fall on current year's growth, prune in winter.
2. For trees that bloom in spring from buds on one year old wood (flowering fruit trees), prune when their flowers fade.

Hello Spring!

Spring is here. Flowers and trees are in bloom and the weather is just beautiful. Springtime usually means clean up time. We all would like our houses to look nice and neat now that everyone is out and about during the nicer weather. Here is a guide to check your home. Remember, property maintenance does not have to be costly and it increases Village property values.

First, look at the outside of your home. Is your home in good repair? Is it weather tight?

- **Windows:** weather tight, sash fits, unbroken glass, proper glazing;
- **Doors:** weather tight, rodent proof, secure hinges and locks;
- **Walls:** no holes or large cracks, soffit and fascia in good repair;
- **Paint:** wood and metal surfaces protected, no peeling;
- **Gutters and Downspouts:** free of leaves, no leaks, clean;
- **Foundation:** sound, no holes or cracks;
- **Steps:** not worn, evenly spaced, handrail in good repair;
- **Roof:** free of leaks, shingles in good repair;
- **Porch:** good repair, guard rails;
- **Chimney:** clean, flue intact, tuckpointing in good condition;
- **Outside:** no trash in street curb, grass and weeds cut, no trash or litter in yard, no abandoned or unregistered vehicles or parts laying around on property, garage and shed in good condition;
- **Abandoned appliances:** door removed, all locking devices removed, and a call to Waste Management to come and pick it up at the curb;
- **Trash:** proper containers, tight fitting lids, covered at all times and brought out to the curbside on Thursday for garbage day.

Now, check your home on the inside. Is the house clean, safe and well maintained?

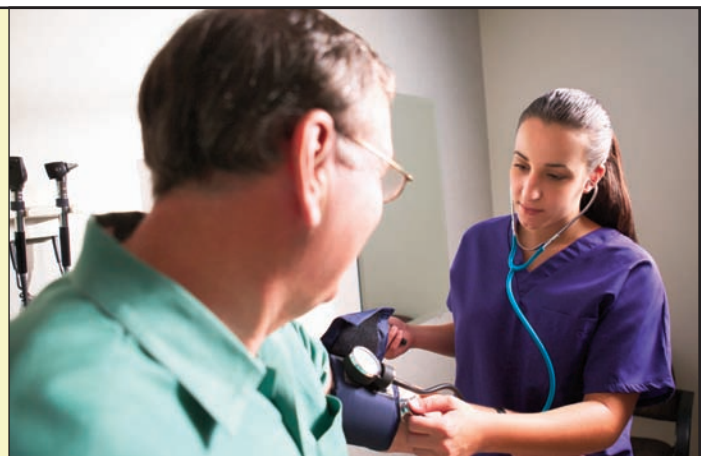
- **Walls and Ceilings:** clean, no loose paper or plaster, no cracks or flaking paint, no lead paint;
- **Windows:** no broken or cracked glass, opens freely with screens;
- **Doors:** secure, not blocked, proper hardware;
- **Water Heater:** should heat to 110 degrees F, properly vented, temperature and pressure relief, valves installed properly;
- **Floors:** sound and clean, no holes or loose flooring;
- **Hallways:** well lighted, clear, approved working smoke detector;
- **Electrical:** adequate service, no frayed wires or cords, no broken fixtures or outlets;
- **Heating:** should heat to 65 degrees F, properly installed, free from leaks, clean filters regularly.

For your own protection, before making extensive repairs or alterations:

- Be sure they meet the requirements of the building and zoning codes. Obtain building permits if required.
- Secure advice and estimates from reliable tradesmen. Obtain more than one estimate for the work.
- A list of licensed and bonded contractors can be obtained from the Building Department at 349-4887 or the Village's website at www.orlandhills.org

Village Of Orland Hills Senior Health Expo

This event is FREE and open to all seniors. Sponsored by Home Bound Healthcare, free health checks will be provided to all seniors who attend. So, after your health check, relax, have a donut and some coffee AND then play some bingo to get the heart rate up!!



Ashbourne Lake and Lake Lorin Permits

Fishing permits for the 2011-2012 fishing season (valid April 1, 2011 through March 31, 2012) are available for purchase at the Community Center, 16553 S. Haven Avenue and at the Village Hall, 16033 S. 94th Avenue. All anglers must have a Village permit. Fees are waived for physician-certified handicapped individuals. Please note that the Village Game Wardens will be patrolling Ashbourne Lake and Lake Lorin. The Village Game Wardens will be enforcing the Village permit. Noncompliance is subjected to ticketing and fines. The fees for the permits are as follows:

	Resident	Nonresident
Senior	\$ 1.00	\$ 2.00
Adult	\$ 2.00	\$10.00
Child (3-15yrs)	\$ 1.00	\$ 3.00
Daily Group	\$30.00	N/A
Guest of Resident Daily Fee	\$ 5.00	N/A

One fishing permit is used for both Lake Lorin and Ashbourne Lake. For more information, please contact the Recreation Department at (708) 349-7211.



29th Annual Fishing Derby

Join the fun on Saturday, September 11th for our 29th Annual Fishing Derby. This family fun filled event will be held at Ashbourne Lake, 9101 Meadowview Drive. Registration will begin 1/2 hour before the start of each contest. An awards presentation will be made after each classification. This event is free to all Orland Hills Residents. There is a \$5.00 fee for all nonresidents. All participants must have a current Village of Orland Hills Fishing Permit. Permits will be available for sale the day of the event. For more information on the contest, please call the Orland Hills Recreation Department at (708) 349-7211. Listed below are the Age Classification and Contest Times.



There have been beautiful days to fish and some crappie (fish) days to fish but we always have lots of fish to catch and everyone always has a great time!

Age Classification and Contest Times

AGE CLASSIFICATION	CONTEST TIME
16 years to Adult	6:30- 8:00am
9-15 years	8:00- 9:30am
8 years and under	9:30-11:00am

FEE

\$0 Resident • \$5.00 Nonresident



Village of Orland Hills
Recreation Department

Fall Preschool Registration

Please register your child in the upcoming 2011 Fall Preschool Program. This successful long running program is taught by our highly qualified staff. Our instructors are certified in Early Childhood Development, along with CPR/AED and First Aid. Our Pre-K curriculum is designed to be in conjunction with the Illinois Early Learning Standards. Our program provides a foundation of basic learning skills and develops self esteem that eases the transition into Kindergarten. Along with working to meet those standards, time is spent working on socialization skills, working and playing with others, following simple rules and routines. Our three year old program focuses on developing fine motor skills, learning to use crayons, pencils and scissors, as well as sharing and socializing.

The current program includes a 3-year old class and a 4-year old class. Morning and afternoon sessions are being offered.

Open registration will begin March 7, 2011

For more information call the Recreation Department at 708/349-7211 or visit our website www.ohrecreation.org



Easter Bunny Coloring Contest



Beginning March 16th, all residents may pick up a picture entry at the Community

Center. Age groups are 4-6yrs., 7-9yrs., and 10-12yrs. Winners will be announced on March 31st.

Easter Bunny Candy Count

All resident children are invited to the Community Center between March 16th and March 30th to count the candy in our jar. Guess the correct amount of candy without going over and win the jar! One guess per person, contest is open to resident children. In case of a tie, a drawing will be held to decide the winner. The winner will be announced on March 31st.



18th Annual Easter Bunny Egg Hunt

Come to the 18th Annual Easter Egg Hunt, Saturday, April 23rd at 10:00am at the Community Center. Meet the Easter Bunny, hunt for eggs, candy and treats. Age groups for the hunt are as follows: 3yrs. and under, 4-5yrs., 6-7yrs., 8-9yrs., 10-12yrs., AND, back by popular demand the 13yrs. to adult!



2011 Summer Program Booklets

The Orland Hills Recreation Department will be mailing the Summer Recreation Program Booklets to all resident homeowners during the week of May 2nd. If you do not receive a booklet, please contact the Recreation Department at (708) 349-7211 or visit our website at www.ohrecreation.org

SUMMER PROGRAM INFORMATION

Resident Registration: May 16th thru May 22nd

Nonresident Registration: May 20th thru May 22nd

Summer Registration for Orland Hills Residents will be held on Monday, May 16, 2011 and continue thru Sunday, May 22, 2011. Registration for Nonresidents will be held on Friday, May 20, 2011 thru Sunday, May 22, 2011. All registration for the upcoming 2011 Summer Programs will be held at the Orland Hills Community Center, which is located at 16553 S. Haven Avenue. Registration hours are Monday through Friday, 8:00am – 10:00pm and on Saturday and Sunday from 9:00am – 5:00pm. Please contact the Recreation Hot-Line at (708) 349-7211, or visit our website at www.ohrecreation.org. regarding important program information on registration, cancellations, upcoming programs and special events.

Summer Programs Begin: Week of June 6th

All summer programs will begin the week of June 6th. Some of the programs which will be offered are Aerobics, Ballet, Bowling, Day Camp, Golf, Gym Masters, Horseback Riding, Jazz/Hip Hop, Karate, Mommy and Me, Painting, Play Camp, T-Ball, Tennis, Yoga, Co-Ed and Women's Volleyball Leagues. Trips and special events are also being offered. For more information, please contact the Recreation Department at (708) 349-7211 or visit our website at www.ohrecreation.org.

Softball Leagues

The Orland Hills Recreation Department is currently accepting registration for Adult Softball Leagues. A 16" Men's Sunday League, a 12" Women's Sunday League and a 12" Men's Monday/Wednesday League. All games to be played early May through late July at Kelly Park Fields. Contact the Recreation Hot-Line at 708/349-7211 for more information or visit our website www.ohrecreation.org.

Mayor Kyle R. Hastings 4th Annual 16" Men's Softball

Tournament will be held on July 23rd and July 24th. The entry fee is \$225.00. Registration is now being taken at the Community Center. Call the Orland Hills Recreation Department at 708/349-7211 for more information.

Community Center/Park Usage Rentals

Contact the Recreation Department at 708/349-7211 to reserve a date and time for usage of the party room, indoor gymnasium, baseball fields or picnic areas. Please note a usage fee and maintenance deposit are required to insure the site is clean after use. There is a special rate for Village Residents if they would like to rent the "Kay Gnech" Multipurpose Room.



This room is great for a bridal shower!

The special rate is \$125.00 for a five hour rental. The fee includes room setup and teardown.

Senior News

The Village of Orland Hills Senior Club is looking for seniors who like to have fun. If you like to have fun, meet new friends, and go on outings then you should join us! Sorry youngsters!!

Registration for the Orland Hills Senior Club is taken the entire year. The fee for joining is only \$10.00 for the entire year. Your \$10.00 admits you to BINGO and allows reduced prices on luncheons and trips.



UPCOMING EVENTS

BINGO!

BINGO is held every Monday year round from 12:00pm-2:00pm. There is a \$1.00 admission and a \$3.00 fee to play. Cash prizes given, and refreshments provided.

Senior Lunch Brunch

Come join us as we dine at various restaurants throughout Orland Hills and surrounding towns. As an incentive, seniors will be able to receive discounts. Each Lunch Brunch is paid individually by the senior. Please meet at the restaurant. Call for the listing of restaurants. **Pre-registration required the Wednesday before each Lunch Brunch.**

DAY: Wednesday TIME: 12:00pm-2:00pm

Travel Hour

Come enjoy an afternoon as we travel to various countries and states enjoying food or making crafts associated with that country or state. Call for listing. **Pre-registration required the Friday before each Travel Hour**

DAY: Friday TIME: 12:00pm-2:00pm

Senior Luncheons

Join us for BINGO, some food and live entertainment. These luncheons are held the third Monday of each month. **Pre-registration required the Monday before each Luncheon.**

DAY: Third Monday TIME: 11:00am-12:00pm

Village of Orland Hills Senior Birthday Club

NEW Come celebrate your birthday at the Village of Orland Hills Community Center. Each senior who celebrates with us will receive a cake and a special treat for their birth month. Birthdays will be celebrated monthly!

DAY: Fourth Monday TIME: 11:00am-12:00pm

For more information of any of the following upcoming senior programs please contact:
Beata B. Mucha
16553 S. Haven Ave. • Orland Hills, IL 60487
(708) 349-7211

UPCOMING SENIOR TRIPS

HORSESHOE CASINO

Join us for a day of high rolling and slot playing! Coach bus transportation to and from, plus four hours of gambling time! YEAH!! **\$5.00 slot credit and a free buffet for each person! Registration ends Monday, April 18, 2010. Meet at the Orland Hills Community Center, 16553 S. Haven Avenue.**

Date: Monday, April 25
Time: 9:30am-5:00pm
Fee: \$22.00 members
\$25.00 non-members

Registration deadline is Monday, April 18, 2011

POTAWATOMI BINGO CASINO

Join the Village of Orland Hills Senior Club as we high roll and spin the wheel at Potawatomi Bingo Casino in Milwaukee, Wisconsin. The fee includes round trip transportation, bingo and gaming action, FREE, all you can eat buffet, and \$5.00 cash coupon (when you earn 25 slot points).

Date: Monday, June 27
Time: 9:30am-7:00pm
Fee: \$25.00

minimum of 40 passengers

Registration deadline is Monday, April 18, 2011

Illinois American Water “Orland Hills Flash”

As children, we all remember the story about the little Dutch boy who put his finger in the dyke and stemmed the flow of water which threatened the city. This story, retold by American writer Mary Mapes Dodge, is known as the Little Dutch Boy and holds an important message even today. Water leaks of any size can cause damage and it is up to each of us to prevent a small problem from becoming a big one.

Did you know a leak the size of a pin hole can actually waste more than 4000 gallons of water a month...enough water to shower daily for a year? It's true. But how do you prevent leaks or detect the undetectable? By performing just a few simple tasks, you can find them, shut them off, and save water and money too.

Typically there are three types of leaks. The first is Common Indoor Leaks such as leaky toilets or faucets. The second is Not-So-Common Indoor Leaks from appliances like water heaters, washers, humidifiers and ice makers. The third is Outdoor Leaks like faucets, sprinkler systems and swimming pools. Some of these leaks can account for more than 95 percent of all water waste. Inspections of these possible causes of leaks will ensure savings and keep your family safe from potential dangers.

Another way to identify leakage is by learning to read your water meter. Our customers in Orland Hills have one of two types of water meter. Match one of the images below to the meter in your home and follow the instructions to identify whether leaks are occurring.

A Neptune R900 (pictured here) has a built in leak detector in a triangle shape to the left of the red dial. This triangle moves counter clockwise at the same time as the dial when water is used. If you notice a slight hesitation or a small movement in the triangle portion of the meter only, a constant leak is occurring. No movement at all suggests there are no leaks.



If you have a Neptune E-Coder R9001 (pictured here), use a flashlight and point it directly in the small opening next to the “flashlight” icon above the lens. If you see a “flashing faucet” icon above the reading, you have a “sporadic” leak. A steady faucet icon represents a “continuous” leak. Once the leak is detected and repaired, the icon will disappear after a 30 day cycle.



Illinois American Water is committed to environmental stewardship and the responsible management of our precious natural resources. For more information or a copy of the company's leak detection brochure and leak detection kit, please contact Michael Smyth, Sr. Manager of Field Services and Production at 630-962-9740 or michaelsmyth@amwater.com.

Public Works

First, Public Works would like to say that they were very busy during this huge snow storm that we had in February. We worked around the clock for many days to make sure the streets were safe for our residents. It was very hard to keep up with the snow of that quantity as it was falling. We did our best! Our Public Works Department would like to apologize for any parkway grass damage and we are making a replacement list as this is being written. All sod replacement will be repaired in the spring. Also, some mailboxes were hit by the plows and as always, those will be replaced as well. We apologize for any inconvenience this may have caused. The Tinley Park Posts office caused some issues with not delivering mail because of all the snow blocking the mailboxes and saying that they were unable to pull close enough to the mailboxes for mail delivery. The Public Works Department diligently went out and plowed the best and closest we could to your mailboxes to ensure mail delivery.

After the snow, spring is right around the corner. With spring come many potholes. Our department will fill in all potholes weather they are seen to the eye, or if a resident calls one in. Potholes are something that we try to do year round, but there are always more potholes than usual after the snow melts. We will fill them in as soon as we can. As spring approaches, we start getting the lawn mowers ready for cutting.

REMINDER:

- Street sweeping begins March 1, 2011. Please have your vehicles moved off the street the first Tuesday of every month.
- Yard waste begins April 7, 2011. Please use your yard waste can or yard waste bags. Please come to the Village Hall to get your free yard waste stickers.

**BIGGER REMINDER:
SPRING CLEAN UP WEEK IS
APRIL 15TH – 22ND**

A Friendly Reminder, Again And Again



Soon everyone will be out enjoying the nice weather, please help and keep our great parks clean and beautiful by throwing your garbage away. Cans are distributed throughout the parks for your convenience. While walking your dogs, we are asking that you clean up after them! All dogs must be walked on a leash. ALSO, we have been having a problem with cats!! Please do not let your cats roam as the Village has received many complaints on cat poop as well!!

Dog owners/Cat owners please do NOT let your dogs/cats dump on any of the Village's paths or on other resident's lawns. One of our biggest complaints this past year was that people are not picking up after their dogs!! Not only is that un-neighborly, it is unlawful and rude. To make it easier for everyone just bring a plastic bag

with you and pick up after your dog!!! AND cat!!!

There are potential health risks that can come from being unsanitary. Parasites in dog waste can be transferred to other dogs and even humans, especially children. Visceral and ocular larva are parasite infections that occur in the intestines of cats and dogs. They can be spread from animal stool to other animals and people. Sure it seems unlikely anyone or anything willingly would ingest another animal's excrement until you consider this; Dogs often lick their paws clean after a walk outdoors. Children are on the ground playing, dirty hands frequently end in mouths. As a result, humans and dogs can end up with roundworms or hookworms. So... Isn't it just easier to bring a plastic bag with you and just pick up the poop?

Be Prepared for Spring and Summer Storms


Spring and Summer rains can bring flash floods. Don't get flooded and don't make flooding worse by dumping in the drainageways or obstructing drainage along your lot line. Here are some things to keep in mind:

Check with the Building Department (349-6666) on the extent of flooding in your area.

Prepare for flooding by doing the following:

- Mark your fuse or breaker box to show the circuits to the floodable areas.
- Know how to shut off the electricity and gas to your house when a flood comes.
- Make a list of emergency numbers and identify a safe place to go to.
- Make a household inventory, especially of basement contents.
- Put insurance policies, valuable papers, medicine, etc. in a safe place.
- Develop a disaster response plan. The Red Cross and fema.gov have helpful brochures and useful information.
- Put cleaning supplies, batteries, camera, waterproof boots, etc. in a safe place.

More information on these measures can be found in the *Village's Guide to Flood Protection*. Get a free copy at the Village Hall.



Keep Your Easement Open:

One of the biggest causes of flooding problems in Orland Hills has been obstructions built or placed in the drainage easements that were established along lot lines. These areas were set aside to carry water away from your house without flooding your neighbors. Keep them open.

Remember these flood safety precautions:

Flood Safety Outdoors

Do not walk through flowing water. Drowning is the number-one cause of flood deaths. Currents can be deceptive. Six inches of moving water can knock you off your feet. Use a pole or stick to ensure that the ground is still there before you go through an area where the water is not flowing.

Do not drive through a flooded area. More people drown in their cars than anywhere else. Don't drive around road barriers; the road or bridge may be washed out. A car can float in as little as two feet of water.

Stay away from power lines and electrical wires. The number two flood killer after drowning is electrocution. Electrical current can travel through water. Report downed power lines to Commonwealth Edison at 1-800/334-7661 ("1-800/Edison-1").



– continued on next page

Be Prepared for Spring and Summer Storms

– continued from previous page

Flood Safety Indoors

Turn off your electricity if your building is flooded. If you don't feel safe doing this, call an electrician. Some appliances, such as television sets, can shock you even after they have been unplugged. Don't use appliances or motors that have gotten wet unless they have been taken apart, cleaned, dried and inspected by a professional.

Watch for animals. Small animals like rats and snakes that have been flooded out of their homes may seek shelter in yours. Use a pole or stick to poke and turn items over and scare away small animals.

Look before you step. After a flood, the ground and floors are covered with debris including broken bottles and nails. Floors and stairs that have been covered with mud can be very slippery.

Be alert for gas leaks. Use a flashlight to inspect for damage. Don't smoke or use candles, lanterns, or open flames unless you know the gas has been turned off and the area has been thoroughly aired out. If you have questions on gas, call 1-888/642-6748 ("1-888/NICOR4U").

Carbon monoxide exhaust kills. Use a generator or other gasoline-powered machine outdoors. The same goes for camping stoves. Fumes from charcoal are especially deadly — cook with charcoal outdoors.

You can protect yourself from flooding:

The Building Department in the Village Hall (349-6666) can help you with:

- Information on whether a property is in a mapped floodplain and related Flood Insurance Rate Map data;
- Records of past flooding;
- Information and copies of past Elevation Certificates;
- Free copies of the Village's Guide to Flood Protection;
- Advice on how to protect a building from water problems;
- Guidance on the laws that govern construction and property improvements; and
- Site visits to view the cause and possible solutions to a problem.

Flood maps and flood protection references are also available at the Tinley Park Public Library.

Clean everything that got wet. Flood waters have picked up sewage and chemicals from roads, farms, factories, and storage buildings. Spoiled food and flooded cosmetics and medicines are health hazards. When in doubt, throw them out.

Take good care of yourself. Wear gloves and boots. Wash your hands frequently during clean up. Recovering from a flood is a big job. It is tough on both the body and spirit and the effects a disaster has on you and your family may last a long time. Keep your eyes open for signs of anxiety, stress, and fatigue in you and your family.

Orland Hills Police Offer Spring Safety Tips

The Orland Hills Police Department is offering the following spring safety tips to residents:

- Drivers should use extra caution as the warmer weather will have children playing outside.
- Children should wear helmets while riding their bicycles.
- Encourage your children to look both ways and cross the street at intersections when possible.
- Have and practice a safety plan in the event of an emergency at your home.
- Warn your children about talking to strangers.
- Driving while distracted is dangerous. Don't talk or text on your phone while driving.
- If your children are out after dark, have them wear reflective clothing.
- Spring can bring severe weather. Tell your children to come indoors at the first sign of lightning.
- Have your children practice tornado drills at home.

Dear Resident,

In the Village of Orland Hills it is prohibited to alter side and rear yard drainage easements and swales. The easements and swales are engineered to carry storm water to sewers and detention ponds. The elevations and grades are to be left as they were originally intended. Except for grass, no other landscaping, gardens, or building is allowed. Easements and swales that were altered should be returned to their original and intended condition.

All work over \$100.00 in value requires a permit. Examples of projects that require permits include fences, sheds, pools, decks, patios, walks, sprinkler systems, retaining walls and air conditioners. Any additions or alterations in electrical or plumbing work must be installed to code and also requires a permit.

Thank you for your cooperation. If you have any questions, feel free to call me at 708/349-4887.

*Sincerely,
The Building Department*

The Village of Orland Hills Public Works Department is seeking PART-TIME applicants. Applicants must be able to work various hours and be able to lift a minimum of 50 lbs. Responsibilities are to assist the Public Works



Department with general building maintenance, park maintenance, and ditch and retention pond maintenance along with other various job duties.

Applicants will be required to work either from 7:30am-11:30am or 12:00pm-4:00pm, Mon.- Fri., from the end of May through the end of August. Hourly wage rate is \$8.25 per hour.

Positions opened until filled. Application forms may be obtained at the Village Municipal Complex located at 16033 S. 94th Avenue, Orland Hills, IL 60487-4623. Office hours are Mon. - Fri. 8:00am - 4:30pm and Tues. evenings until 7:00pm.

Applications will be accepted in the Village Administrator's Office.

Did You Know A Pet License Is Required?

All dogs and cats over four months of age need to get a pet license tag for their dog/cat. Just bring the valid rabies vaccination certificate by a registered veterinarian showing the animal has been inoculated. Fees are as follows:

Spayed or Neutered \$2.50

Not Spayed or Not Neutered \$4.00

Therefore, when you are coming in for your vehicle sticker in June or July, license your animals too!!

Limit on Pets:

It is hereby declared a nuisance and shall be unlawful for any person to own more than five (5) dogs, or any combination of dogs and cats totaling five (5).



Neighborhood Watch Program

The Orland Hills Police Department is starting a Neighborhood Watch Program. The program will incorporate the essentials of neighborhood watch along with a "safe home" aspect.

Families interested in participating will meet with representatives from the police department and learn what things to look for in their neighborhoods and how to report suspicious activities. Additionally, their homes could become a "safe haven" for a child who is in trouble, (being followed by a stranger, bullied, lost, etc.)

Participants will be required to pass a background check in order to participate in the program. The police department will also hold regular meetings with participants to exchange information.

Interested parties should contact Detective Sergeant Bill Gaides at 708-349-4434.

HOME IMPROVEMENTS

The Building Department is located in the Village Complex, upper level at 16033 S. 94th Avenue. The Village of Orland Hills is always happy to see home improvements! Not only does it add value to your home but also to the homes around you. In order to serve you better, please read the following guidelines prior to making these improvements:

HOW TO GO ABOUT GETTING A BUILDING PERMIT?

- ◆ Applications are available to apply for a permit at the Village Hall. Applications can also be downloaded from (www.orlandhills.org)
- ◆ Complete all information requested on the application (no blank spaces) and submit, if requested, 4 sets of detailed plans and a plat of survey. Plats of survey must be marked with the location of the construction project. Example: Mark on your plat where your patio will be located.
- ◆ Make sure the contractor you have selected is licensed, bonded and insured with the Village of Orland Hills prior to applying for your permit. (If this is not completed, this can sometimes prolong the processing of your permit.) It is important that you tell the contractor up front that he needs to be licensed with the village.
- ◆ Once all paperwork is properly filled out and submitted, wait time is approximately 4 – 7 business days when it's busy.
- ◆ Absolutely no work is to be started prior to permit approval.
- ◆ The Building Department will contact you when your permit has been approved and is available for pick up.
- ◆ Place the permit card in a window that is visible to the street and begin your improvement!

HOW TO GO ABOUT GETTING AN INSPECTION?

ALL INSPECTIONS MUST BE CALLED IN 24HRS IN ADVANCE.

- ◆ All inspections are marked on the inspection sheet accompanying your permit when the permit card is picked up.
- ◆ Simply call the Building Department and schedule an inspection 24hrs prior.
- ◆ Building Department phone number is 708/349-4887.
- ◆ Most contractors know in advance when they will be at your house to begin work and an approximate time of when an inspection will need to be done.
- ◆ If you are doing the work yourself, please call and give us as much advance notice as possible. The Building Department understands the limited time people have to do home improvements and will work with you on your project.

Any questions or need any help? Please do not hesitate to call the Village Building Department at 708-349-4887 and ask for Karen or Joe. We appreciate your cooperation

ALUMINUM CAN DRIVE

Benefitting the ORLAND TOWNSHIP PET FOOD PANTRY

Join us in an effort to keep Orland Township residents in need, together their beloved 4-legged friends. Help us develop the Orland Township Pet Food Pantry by collecting your aluminum cans & dropping them off at Orland Township – 14807 S. Ravinia Ave, Orland Park. Monetary donations, pet food & supplies are always welcome. Please keep watch for more pet projects & a pet parade.

TOGETHER WE CAN!!!

FOR YOUR CONVENIENCE, THERE ARE DROP-OFF CONTAINERS AT THE ORLAND HILLS POLICE DEPARTMENT, VILLAGE HALL AND COMMUNITY CENTER

This activity is not sponsored by Kirby School District 140, Orland School District 135, & Consolidated School Districts 146 & 230, any of its schools or group officially associated with the district.



Public Works Request

Nice weather is coming soon! Please remember that when you are cutting your lawn, the Public Works Department requests residents not to dump lawn clippings or any other debris in or around retention ponds or Village lakes. When debris is dumped, it blocks the water flow, which can result in flooding! If a resident should witness anyone dumping such debris, please call the Village Hall or Police Department. You can remain anonymous but give the address of the person or persons dumping debris, so a warning can be issued. We all need to take a part in keeping our Village clean of debris and the storm water flowing to prevent flooding. Your help is much appreciated.



Please!

Please do not throw any rubber tires, paint, or chemicals in your trash cans! If you would like to dispose any of these items, please call the EPA at 1-800-Clean-Up (253-2687) to find the nearest location.

FLASH FLOODS

Spring thunderstorms can cause flash flooding! Please remember to check your sump pump and discharge line to insure they are working properly. Also, check your gutters & downspouts to insure they divert water away from your foundation. If you have a sewer near your home, check to make sure the grate is free & clear of debris. Time spent now could protect against basement flooding.

Any questions about flooding call 708-349-4887.

SEWER PROBLEMS? Ask the Village Hall for a free copy of **GUIDE TO FLOOD PROTECTION**

WET BASEMENT? Ask the Village Hall for a free copy of **GUIDE TO FLOOD PROTECTION**

WET BASEMENT? INSPECT YOUR SUMP PUMP

WET BASEMENT? MAKE SURE YOUR DOWNSPOUTS DRAIN AWAY FROM YOUR HOUSE.

**INFORMATION ON FLOODING
& HOW TO GUIDES**

www.fema.gov

5th Annual Craft Fair

The Village of Orland Hills Recreation Department is looking for crafters for the 5th Annual Craft & Product Fair. If you are interested in being a crafter, please call the Recreation Department at 708-349-7211 and book your



space now. This fair will be held on Saturday, October 1st and Sunday, October 2nd 2011 from 10:00am-3:00pm.

MARK DOWN THE DATES FOR SPRING CLEAN UP WEEK

APRIL 15TH – APRIL 22ND

Dumpsters will be at Hawthorne Tot Lot and Kelly Park for your disposal. Just a reminder no paint, tires, chemicals or batteries can be thrown in the dumpsters. Please remember that if the dumpster is full, do not pile up disposed items around the dumpsters, as this makes it difficult to switch the dumpsters out.

YARD WASTE BEGINS THURSDAY, APRIL 7TH

STREET SWEEPING RESUMES TUESDAY, MARCH 1ST AND WILL CONTINUE THE FIRST TUESDAY OF EVERY MONTH.

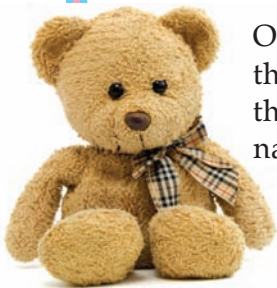
RESIDENTS: Please remember to have your cars off the street on these days. The street sweeper can't do his job efficiently if there are cars in the way!

Did you know that the length around Lake Lorin is 4821 feet? In walking distance that equals .92 miles. The length around Lake Ashbourne is 3078 feet and is .59 miles. That is something that we just wanted our walkers and runners to know! Now you know!

Mayor Kyle Hastings warmly welcomes our newest residents and congratulates their families:

Sorry, no babies to announce

On behalf of the Village, Mayor Hastings would like to welcome our newest residents into the Village with a certificate. If you or one of your neighbors has a new baby, please call the Village Hall and let us know the date, time, baby's name, weight, length and parents names or fill in the form below. We will make sure to send out a Certificate in your baby's name and welcome them in the next edition of the Village newsletter.



Address information to:

Village of Orland Hills • Birth Announcements
16033 S. 94th Avenue, Orland Hills, IL 60487-4623

Parents of Baby _____

Address _____ Phone No. _____

Announce their Joy & Happiness with the Birth of their new baby.

Baby's Name _____ Male Female

Date of Birth _____ Time of Birth _____

Baby's Weight _____ Baby's Length _____

Fun Activities For The Entire Family



Sunday, June 26th | Orland Hills 50th Anniversary Celebration | Kelly Park

50TH ANNIVERSARY CELEBRATION June 24th - June 26th

As you may have read or heard, the Village of Orland Hills is planning a huge celebration for our 50th Anniversary. We have created a website www.orlandhills50.org to keep you informed of all the scheduled events. Check out the website!

Please mark your calendars and tell your friends. This is a celebration you will not want to miss. We have awesome entertainment and food vendors lined up.

Family Day is Sunday, June 26th and there will be fun for anyone from 1 year old to 99 years old!!

HOPE TO SEE YOU THERE!

7th heaven
8:30pm - 11:45pm

Jin & Tonic Band
6:00pm - 8:00pm

Friday, June 24th | Orland Hills 50th Anniversary Celebration | Kelly Park

Echoes of PINK FLOYD
8:00pm - 11:45pm

The Dead
4:30pm - 7:00pm

Village Fireworks At 9:30pm

Saturday, June 25th | Orland Hills 50th Anniversary Celebration | Kelly Park

AMERICAN ENGLISH
The Complete Beatles Tribute!
7:00pm - 9:00pm

Libipo FUNK CIRCUS
3:30pm - 6:30pm

Sunday, June 26th | Orland Hills 50th Anniversary Celebration | Kelly Park

Village of Orland Hills
 16033 South 94th Avenue
 Orland Hills, IL 60487-4623

PRESORT STD.
 U.S. POSTAGE
PAID
 TINLEY PARK, IL
 PERMIT NO. 71

POSTAL PATRON

Orland Hills, Illinois 60487

Out of Village mailings - The Village of Orland Hills extends its sincere apology to any of its neighbors, for any inconvenience from the United States Postal Bulk Mailing Regulations, by which some individuals are delivered Village Newsletters and Park District brochures even though they reside outside the Village of Orland Hills boundaries. Such individuals nevertheless, shall be assessed Out-Of-District fees for Recreation Activities.

IMPORTANT TELEPHONE NUMBERS

Administration	349-6666	
Building Department	349-4887	Joe Ennesser
DIAL-A-RIDE	349-0583	
ESDA	349-2388	William Leddin
Fire District (non-emergency)	349-0074	Bryant Krizik
Police (non-emergency)	349-4434	Tom Scully
Public Works Department	349-6792	Mike Worley
Recreation Department	349-7211	Glenn Bilina
Village Hall	349-6666	
President Kyle R. Hastings	Clerk Mikki Burke	
Trustee Joe Janachowski		
Trustee Kyle Hastings II	Trustee Tracy L. Roti	
Trustee Candice Morrison	Trustee Brian O'Neill	
Orland Hills Library Dist Office	349-8276	
Tinley Park Library	532-0160	

EMERGENCY (FIRE OR POLICE) — 911

Water: Illinois American	800-652-6987
Cable: Comcast	866-594-1234
Electric: ComEd	800-334-7661
AT&T Uverse	877-827-5288
Gas (natural) NICOR	888-642-6748
Phone: AT&T	800-244-4444
Garbage: Waste Management	800-796-9696
United Way Crusade	312-382-4171
Together We Cope	708-633-5040
Aunt Martha's Youth Services	708-754-1044
Park Lawn (developmental disabilities)	708-425-3344
PAWS Animal Shelter	815-464-7298
Soc. Security Administration	800-772-1213
State Directory of Illinois Department of Children & Family Services	312-793-3500 800-252-2873
Tinley Park Post Office	708-532-3131
Veteran's Affairs	312-814-2460
Cook County	312-443-5500
Public Aid Office	708-371-5750
Orland Township	708-403-4222
Orland Township Youth Services	708-403-4001
Cook County Commissioner Gorman	708-349-1336
Elementary School Dist. #135	708-349-5700
Elementary School Dist. #140	708-532-6462
High School Dist. #230	708-745-5203
Moraine Valley Community College Dist. #524	708-974-4300
J.U.L.I.E.	800-892-0123
Dept. Motor Vehicles – Drivers License Facility at the Orland Park Village Hall	708-403-6100

DATES TO REMEMBER

Election Day	Tuesday, April 5
Good Friday	Friday, April 22
Easter Sunday	Sunday, April 24
Mother's Day	Sunday, May 8
Armed Forces Day	Saturday, May 21
Memorial Day	Monday, May 30
Flag Day	Tuesday, June 14
50th Anniversary Celebration Begins	Friday, June 24
Independence Day	Monday, July 4

In observance of the following holidays, the Village Hall will be closed on Monday, May 30th for Memorial Day and Monday, July 4th for Independence Day.

VILLAGE HALL HOURS:

Monday, Wednesday, Thursday and Friday 8:00 am until 4:30 pm • Tuesdays 8:00 am until 7:00 pm.